

Clone LED User Manual



MODEL-C | 18watt single spectrum channel Clone LED (2pcs)

• SAFETY PRECAUTIONS

Read the installation and operation instructions carefully before installing and operating this device. Proper adherence to these instructions is essential.

• WARNING

- Users are responsible for the connection and safe installation and usage of the devices.
- Before installing, servicing, or performing routine maintenance, follow these general precautions.
- It is highly recommended to have a certified personnel or licensed electrician to install your grow light.
- If you are unsure about the installation or maintenance of the fixture, consult certified personnel, licensed electrician and check your local electrical code.
- Tightly secure the light fixtures using appropriate mounting hardware to ensure the fixtures are safe to work under. Please read and follow the instructions.
- Ensure the building structure, mounting solutions and components being used are rated to support the weight of the light fixtures.

- DO NOT make or alter the enclosure of internal wiring or the electrical components during light fixture installation.
- Turn off the power and unplug the fixture when you perform any maintenance.
- Verify if the electrical system can support the voltage and current requirements correctly by referring to the information on the specification labels.
- Avoid hitting, bending or causing mechanical stress to the fixture.
- DO NOT cover or block any part of the fixture during operation.
- To clean the LED bar, use a mild soap or detergent (e.g. common dishwashing liquid) and lukewarm water by gently using a clean soft damp cloth.
- Always provide a well-ventilated environment where ambient temperatures do not exceed 104 °F (40 °C) regardless of whether the fixtures are in operation or not. Excessive temperatures can inhibit performance and may cause damage or shorten the life of the fixtures and void the warranty.

• CAUTION

Read all instructions carefully before installation.

This product is not intended for use by any persons and children with reduced physical, sensory or mental capabilities or lack of experience and product knowledge.

The device is designed to be installed INDOORS IN A SPACE THAT IS PROTECTED FROM RAIN AND FLOODING.

General maintenance is not required. DO NOT clean the interior, with any chemicals that might cause damage. To clean the light fixture, use a damp cloth only.

• 5 YEARS LIMITED WARRANTY

ThinkGrow warrants its LEDs to be free from defects in materials and workmanship. The product is warranted 5 years from the date of purchase. Misuse, abuse, or failure to follow instructions is not covered under this warranty. The warranty liability extends only to the replacement cost of the product. ThinkGrow will not be liable for any consequential, indirect, or incidental damages of any kind, including lost revenues, lost profits, or other losses in connection with the product. Some states do not allow limitation on how long an implied warranty lasts or the exclusion of incidental or consequential damages, so the above limitation or exclusions may not apply to you. ThinkGrow will, at our discretion, repair or replace its products covered under this warranty if it is returned to the original place of purchase.

• OVERVIEW

The ThinkGrow MODEL-C is a Single Spectrum Channel Clone LED Bar, offering an ideal solution for high-density indoor plant propagation. It is specifically designed to optimize conditions for seedlings, cuttings, and young plants during their crucial early growth stages, focusing on root development and initial leaf growth.

This plant grow light features a built-in power supply and offers a solid, stable, and gentle full spectrum intensity to prevent seedling burn. Key characteristics include lamp bead protection through a transparent PC cover, waterproof and weather-resistant properties with an IP66 rating, a high power factor, and high light efficiency, allowing for flexible installation. The Model-C is also designed for energy-efficient operation for continuous use.

• FEATURES


- Optimized for seedlings with gentle full-spectrum intensity
- Solid, stable, and gentle full-spectrum intensity
- Sealed Cover for Lamp Bead Protection
- IP66 Rating
- Flexible installation

• PACKAGE CONTENTS

2 x Model-C Single Spectrum Channel Clone LED
 1 x 12' 120V Power Cord

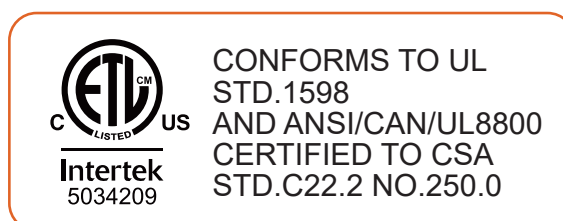
4 x Cable Ties
 4 x Steel Clips

• PRODUCT DIMENSIONS



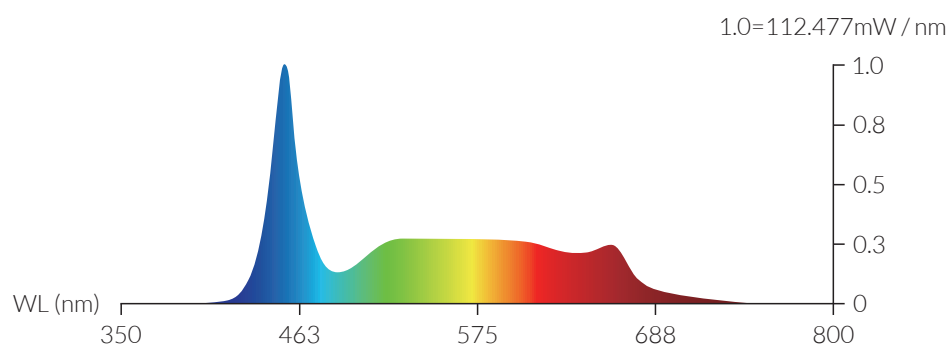
• SPECIFICATION

PPF:	>36 $\mu\text{mol/s}$
Efficacy:	>2 $\mu\text{mol/J}$
Input Power:	18 W
Input Voltage:	Autosensing 100-277V~
Power Factor:	$\geq 90\%$
LED LM Rating and Lifetime:	L90: >54,000 hours
Ingress Protection (IP Rating):	IP66
Working Environments:	Temperature: -4~104°F (-20~40°C) Humidity $\leq 90\%RH$
Mounting Height:	>6" (15.2cm) Above Canopy
Product Dimensions:	1476.4mm(L) x 26.6mm(W) x 35.6mm(H) 58.13"(L) x 1.05"(W) x 1.40"(H)
Package Dimensions:	1207.5mm(L) x 69mm(W) x 85mm(H) 47.54"(L) x 2.72"(W) x 3.35"(H)
Product Weight:	3.75lbs / 1.7kg

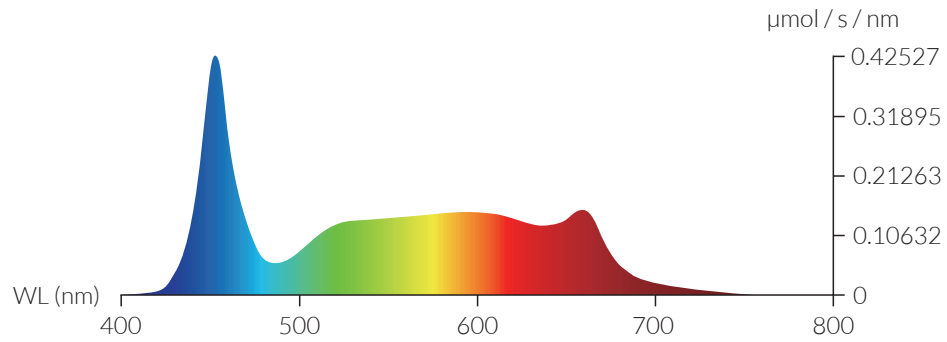


• LIGHT SPECTRUM

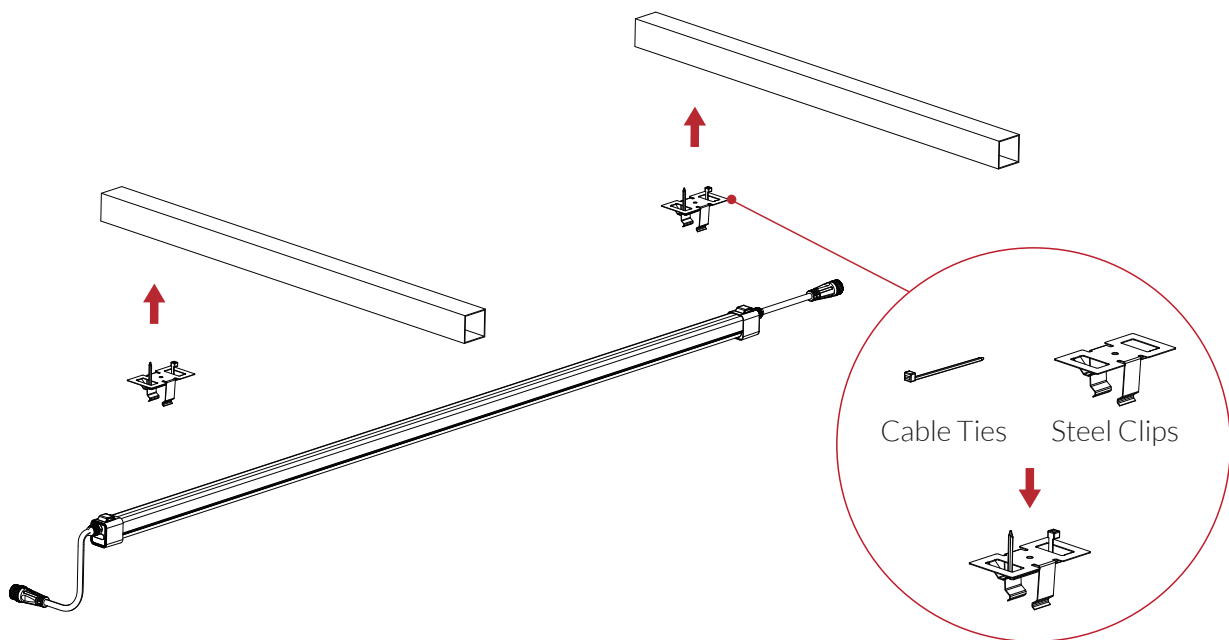
SPD:



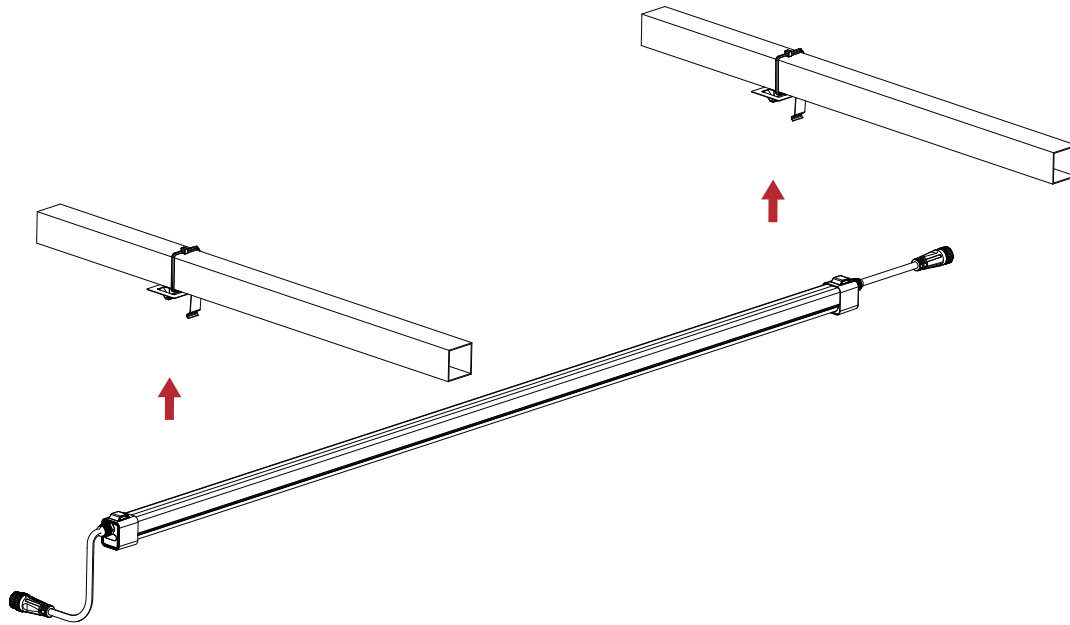
SQD:



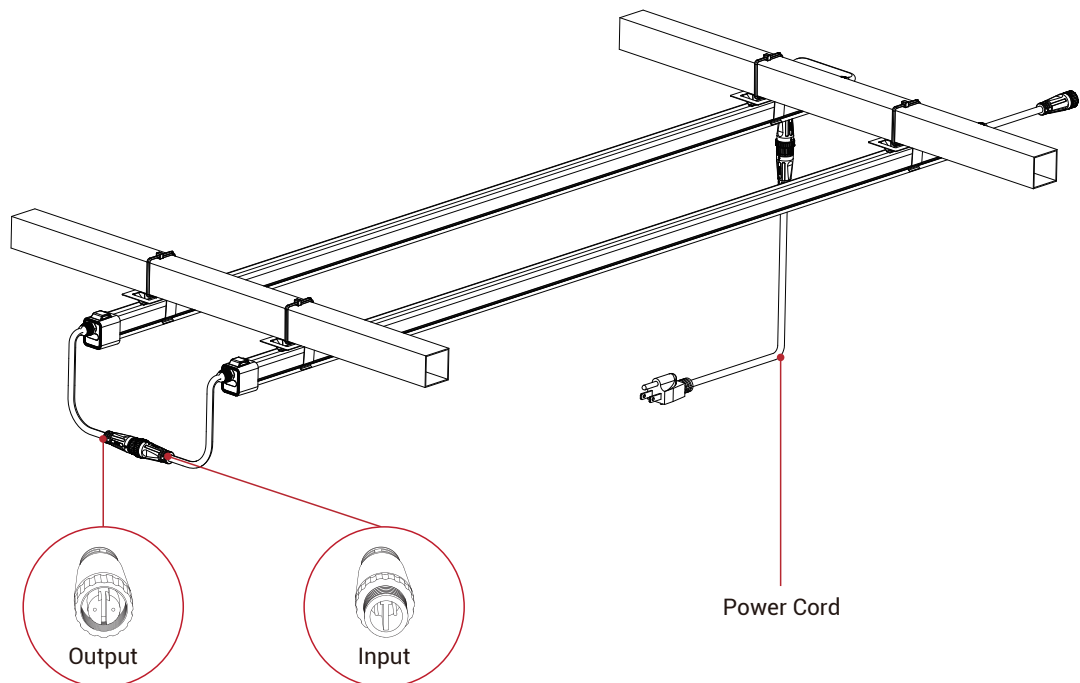
• INSTALLATION



1. Securely fasten the steel clips to a fixed, solid ceiling structure (e.g., unistrut, grow rack). Ensure the clips are positioned no more than 4 feet apart.

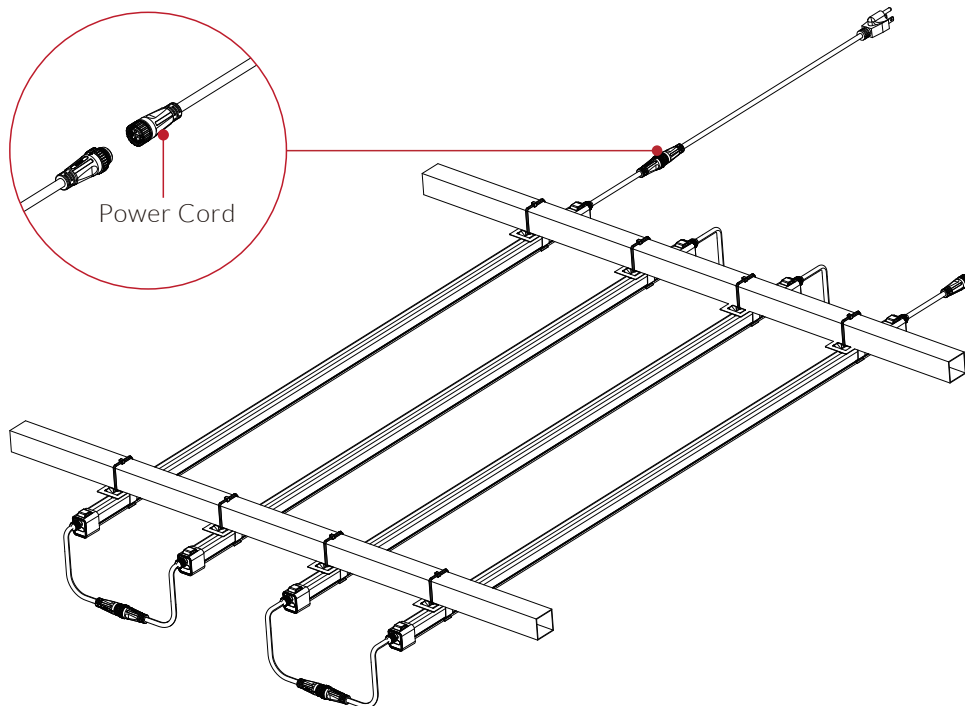


2. Lock the fixture securely into both steel clips.



3. To daisy-chain multiple clone light bars, position the input of one fixture right next to the output of the next. Remove the protection cover, then connect and lock the input and output together.

• POWER



A single power source can connect and power up to 90 clone light bars in a daisy chain configuration. Once daisy-chained, connect the 120V power cord to the power source to energize all fixtures.

! WARNING : DO NOT allow the grow light to be exposed to water or excessive heat. DO NOT open or attempt to repair or disassemble the LED, as there are no user-serviceable parts inside. Opening the controller will void the warranty.

If the surface of the grow light is dirty, wipe it with a dry or slightly damp towel. The grow light operates under natural ventilation conditions.

! AVERTISSEMENT : NE laissez PAS la lampe de croissance être exposée à de l'eau ou à une chaleur excessive. NE PAS ouvrir ni tenter de réparer ou de démonter le LED, car il ne contient aucune pièce réparable par l'utilisateur. L'ouverture du contrôleur annulera la garantie.

Si la surface de la lampe de culture est sale, essuyez-la avec une serviette sèche. La lampe de culture fonctionne dans des conditions de ventilation naturelle.

For any issues or concerns with our products, DO NOT return them to the store. Please contact our tech support department at support@thinkgrow.com or call **877-420-9876**.